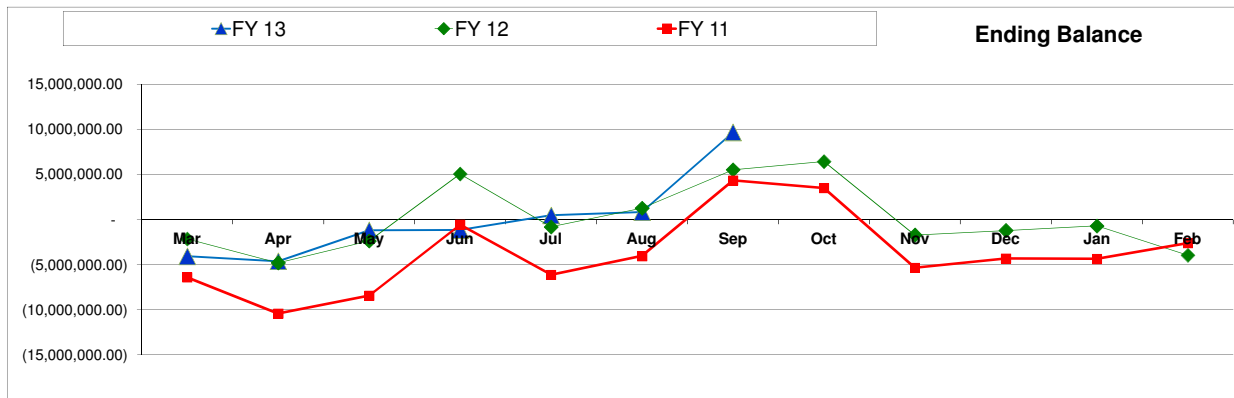
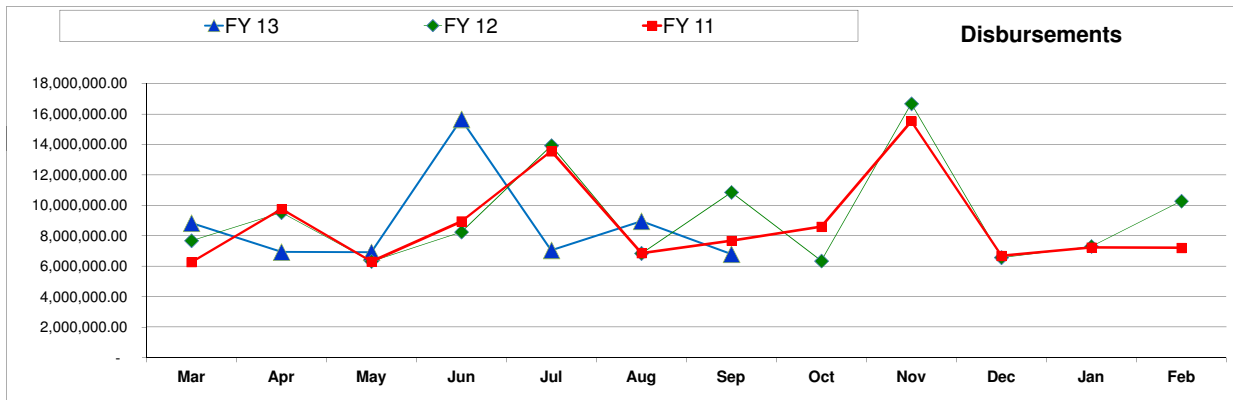
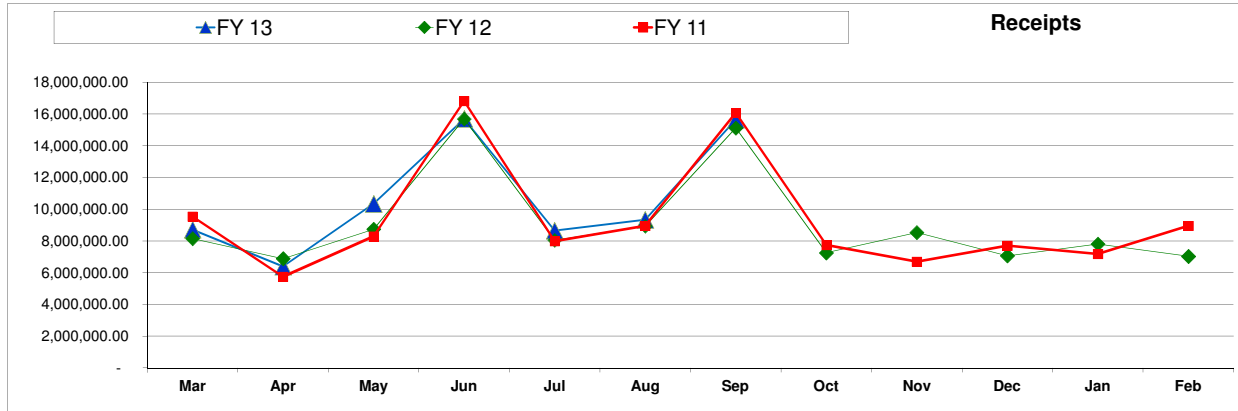


CORPORATE FUND- Monthly Cash Report

Activity by Month	Beginning Balance	Receipts	Disbursements	Ending Balance
September-12	842,063	15,645,079	6,799,184	9,687,958
September-11	1,277,666	15,116,078	10,857,689	5,536,055
September-10	(4,038,626)	16,068,827	7,684,311	4,345,889

Activity by Fiscal Year	Beginning Balance	Receipts	Disbursements	Ending Balance
FY13	(3,948,978)	74,790,209	61,153,274	9,687,958
FY12	(2,607,802)	109,266,939	110,608,115	(3,948,978)
FY11	(9,664,952)	111,707,393	104,650,243	(2,607,802)



Emergency Contracts Monthly Total:
None currently outstanding