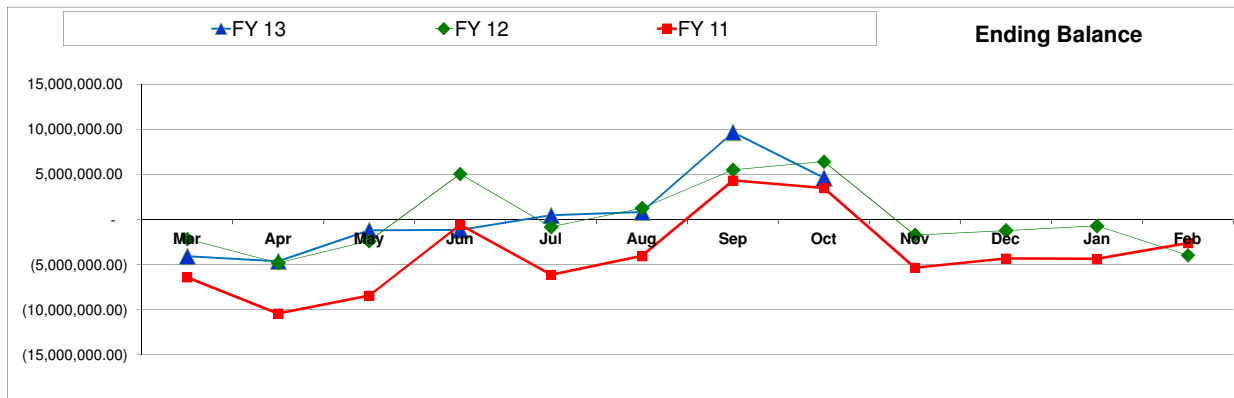
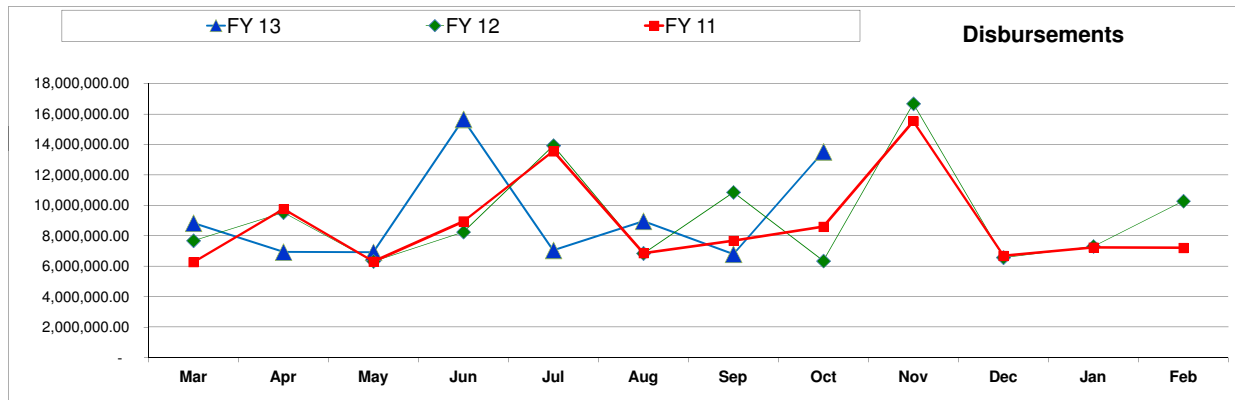
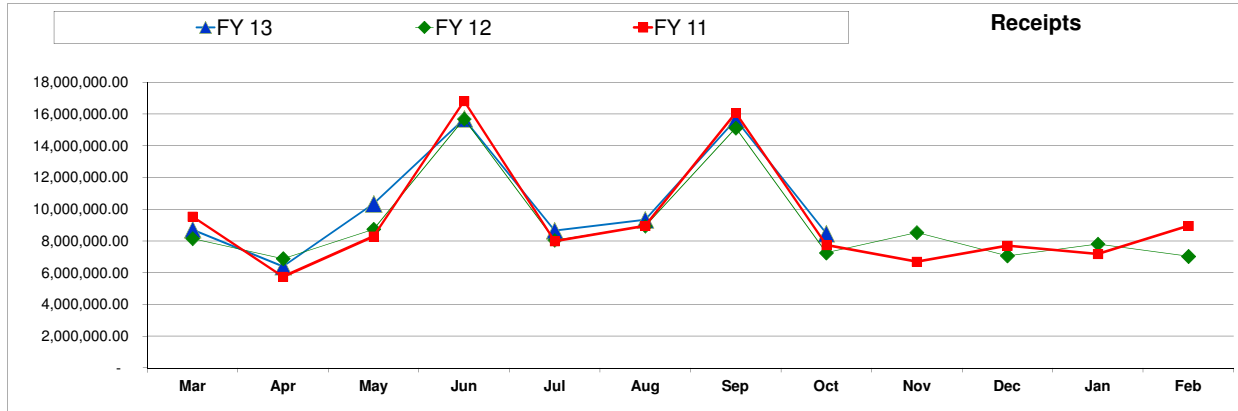


## CORPORATE FUND- Monthly Cash Report

| Activity by Month | Beginning Balance | Receipts  | Disbursements | Ending Balance |
|-------------------|-------------------|-----------|---------------|----------------|
| October-12        | 9,687,958         | 8,467,468 | 13,525,473    | 4,629,953      |
| October-11        | 5,536,055         | 7,254,692 | 6,348,876     | 6,441,871      |
| October-10        | 4,345,889         | 7,745,042 | 8,595,390     | 3,495,541      |

| Activity by Fiscal Year | Beginning Balance  | Receipts           | Disbursements      | Ending Balance     |
|-------------------------|--------------------|--------------------|--------------------|--------------------|
| <b>FY13</b>             | <b>(3,948,978)</b> | <b>83,257,677</b>  | <b>74,678,747</b>  | <b>4,629,953</b>   |
| <b>FY12</b>             | <b>(2,607,802)</b> | <b>109,266,939</b> | <b>110,608,115</b> | <b>(3,948,978)</b> |
| <b>FY11</b>             | <b>(9,664,952)</b> | <b>111,707,393</b> | <b>104,650,243</b> | <b>(2,607,802)</b> |



Emergency Contracts Monthly Total:  
See Attached

