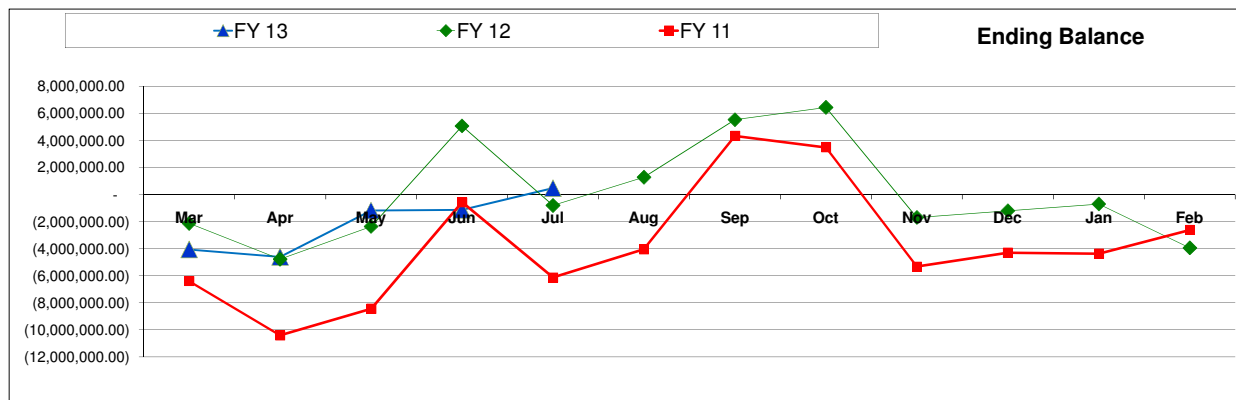
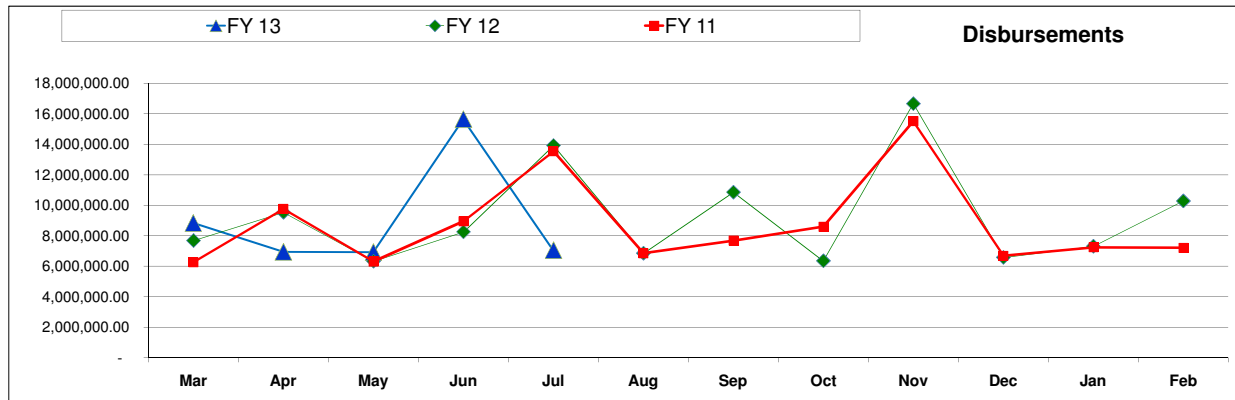
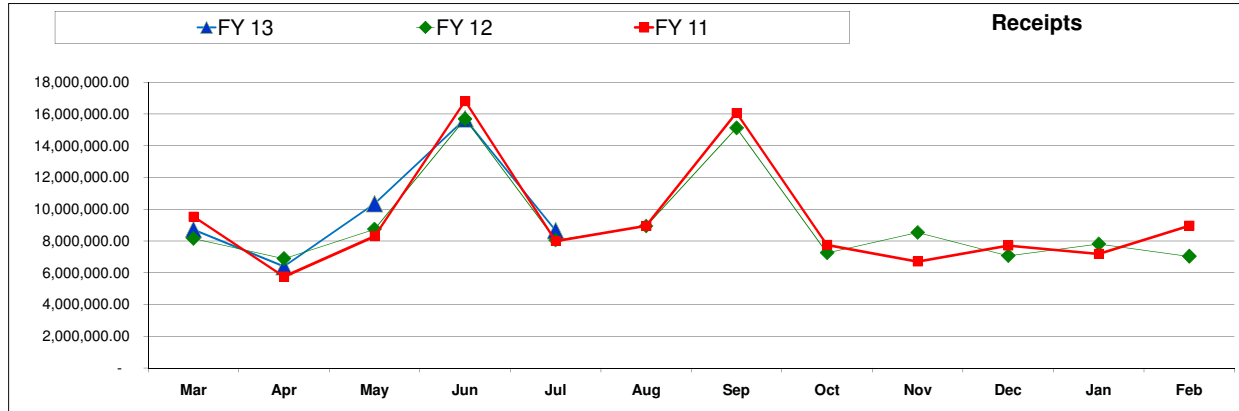


CORPORATE FUND- Monthly Cash Report

Activity by Month	Beginning Balance	Receipts	Disbursements	Ending Balance
July-12	(1,135,447)	8,657,165	7,053,116	468,602
July-11	5,070,244	8,049,251	13,927,046	(807,551)
July-10	(564,305)	7,993,098	13,555,520	(6,126,727)

Activity by Fiscal Year	Beginning Balance	Receipts	Disbursements	Ending Balance
FY13	(3,948,978)	49,810,632	45,393,052	468,602
FY12	(2,607,802)	109,266,939	110,608,115	(3,948,978)
FY11	(9,664,952)	111,707,393	104,650,243	(2,607,802)



Emergency Contracts Monthly Total:
See Attached

CITY OF SPRINGFIELD EMERGENCY CONTRACT DETERMINATION LIST

Current Year Contract(s)							
Contract #	Date	Contractor/Vendor	Purpose	Dept	Contract Amt	Amt Spent	Special Comments
NB12-04U	3/11/2011	Thornburg Abatement	Unit 33 scrubber/asbestos removal	UTIL	\$125,000.00	\$7,226.28	Ck 388542 7-13-11
NB12-93U	10/3/2011	Egizii Electric	Reclaim Pit	UTIL	\$105,000.00	\$62,847.22	CK 392831 1-5-12
Open Contract(s) Summary							
Contract #	Date	Contractor/Vendor	Purpose	Dept	Contract Amt	Amt Spent	Special Comments
NB12-121U 7/31/2012	11/29/2011	National Heat Exchange Cleaning Corp	replace leaking tubes Unit 32	UTIL	\$46,675.00	\$84,246.50	Mod. 12-20-11 to \$85,396.50 by M Lesko