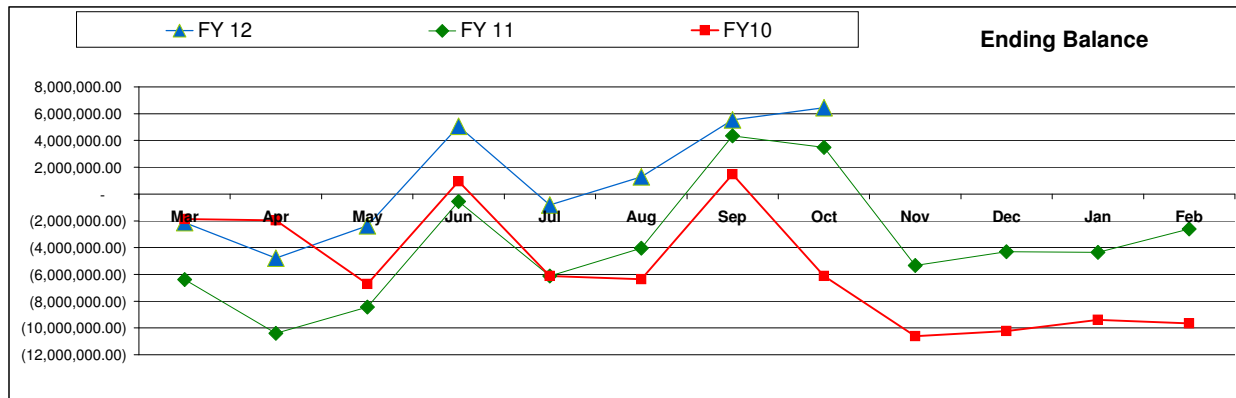
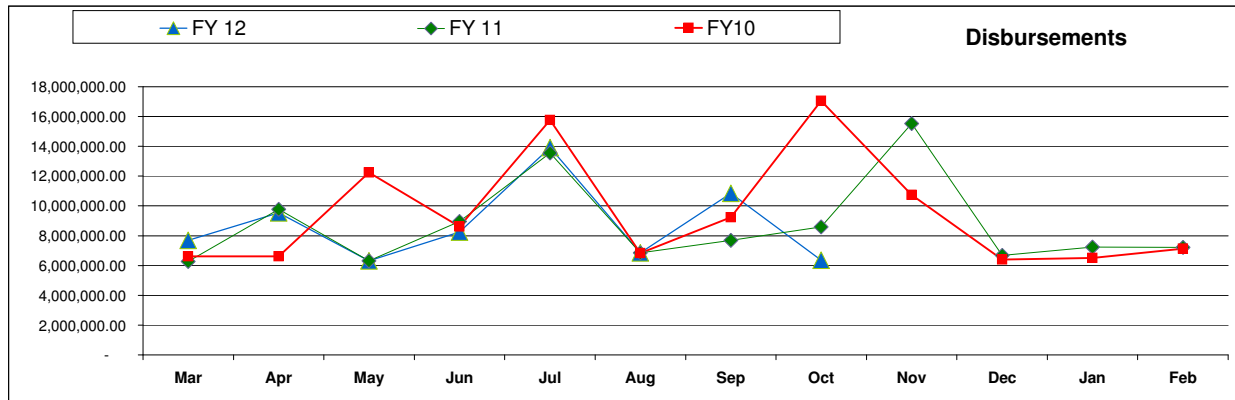
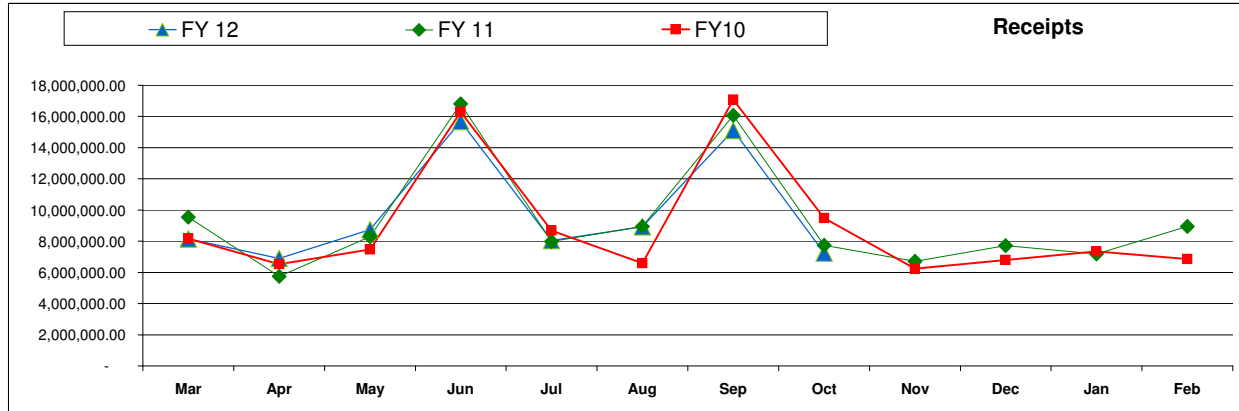


## CORPORATE FUND- Monthly Cash Report

Activity by Month	Beginning Balance	Receipts	Disbursements	Ending Balance
October-11	5,536,055	7,254,692	6,348,876	6,441,871
October-10	4,345,889	7,745,042	8,595,390	3,495,541
October-09	1,466,654	9,473,432	17,064,242	(6,124,156)

Activity by Fiscal Year	Beginning Balance	Receipts	Disbursements	Ending Balance
<b>FY12</b>	<b>(2,607,802)</b>	<b>78,823,520</b>	<b>69,773,847</b>	<b>6,441,871</b>
<b>FY11</b>	<b>(9,664,952)</b>	<b>111,707,393</b>	<b>104,650,243</b>	<b>(2,607,802)</b>
<b>FY10</b>	<b>(3,423,848)</b>	<b>107,545,857</b>	<b>113,786,961</b>	<b>(9,664,952)</b>



Emergency Contracts Monthly Total:  
See Attached