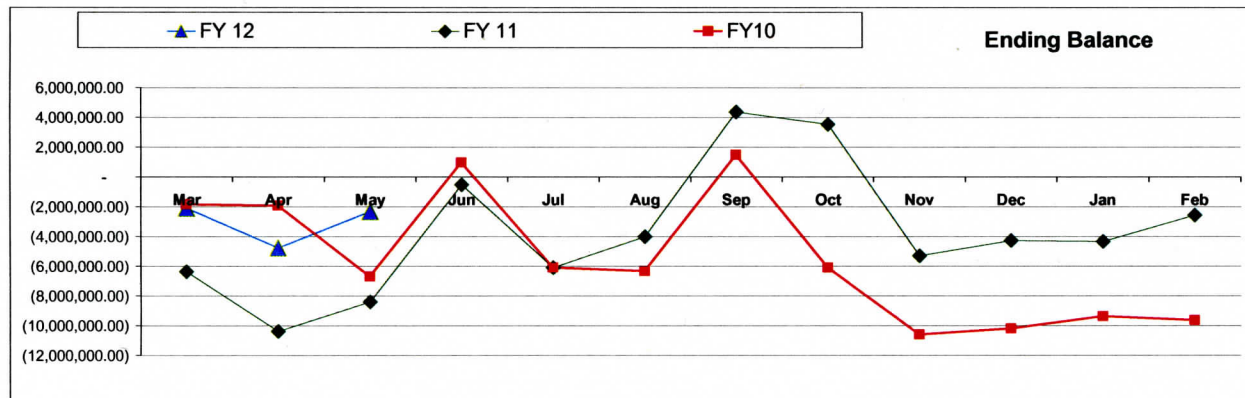
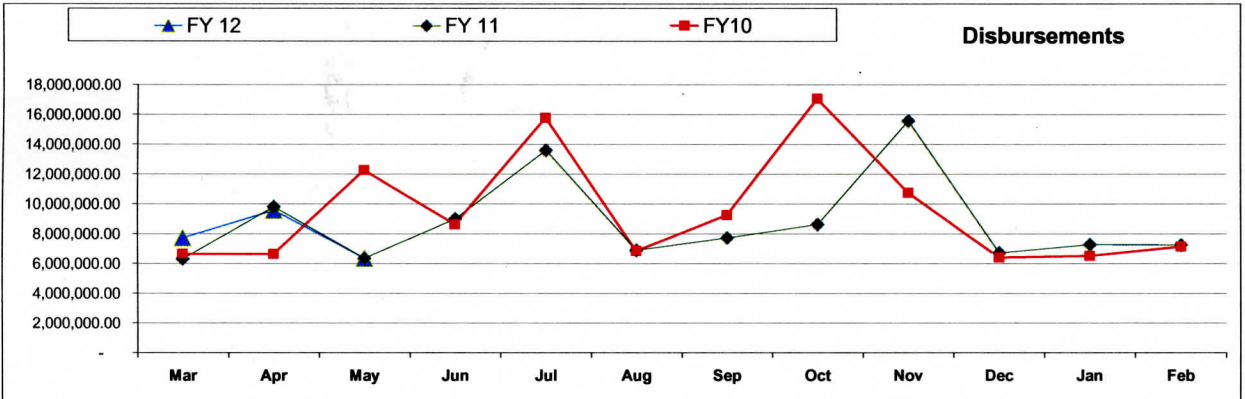
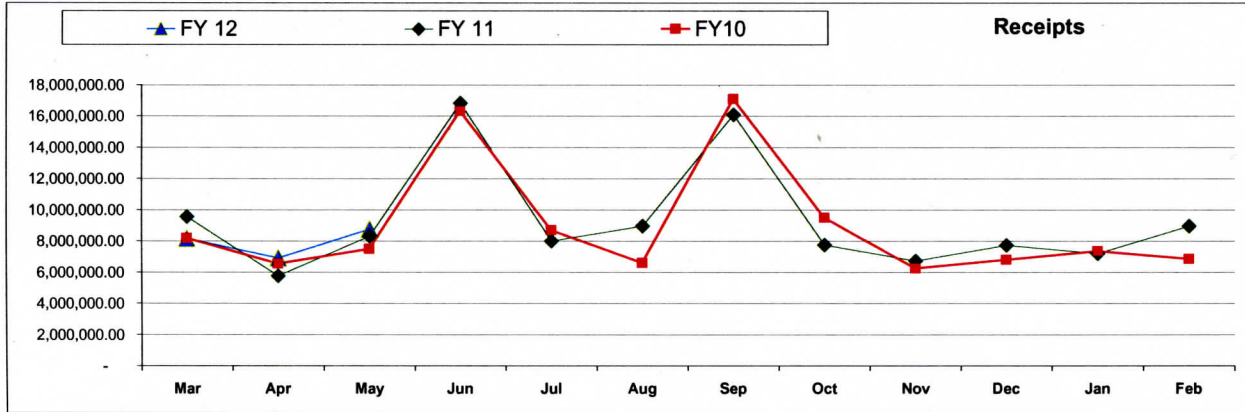


### CORPORATE FUND- Monthly Cash Report

Activity by Month	Beginning Balance	Receipts	Disbursements	Ending Balance
May-11	(4,785,195)	8,743,926	6,323,434	(2,364,703)
May-10	(10,405,221)	8,289,008	6,315,424	(8,431,637)
May-09	(1,967,089)	7,480,793	12,243,914	(6,730,210)

Activity by Fiscal Year	Beginning Balance	Receipts	Disbursements	Ending Balance
<b>FY12</b>	<b>(2,607,802)</b>	<b>23,784,057</b>	<b>23,540,958</b>	<b>(2,364,703)</b>
<b>FY11</b>	<b>(9,664,952)</b>	<b>111,707,393</b>	<b>104,650,243</b>	<b>(2,607,802)</b>
<b>FY10</b>	<b>(3,423,848)</b>	<b>107,545,857</b>	<b>113,786,961</b>	<b>(9,664,952)</b>



Emergency Contracts Monthly Total:  
See Attached