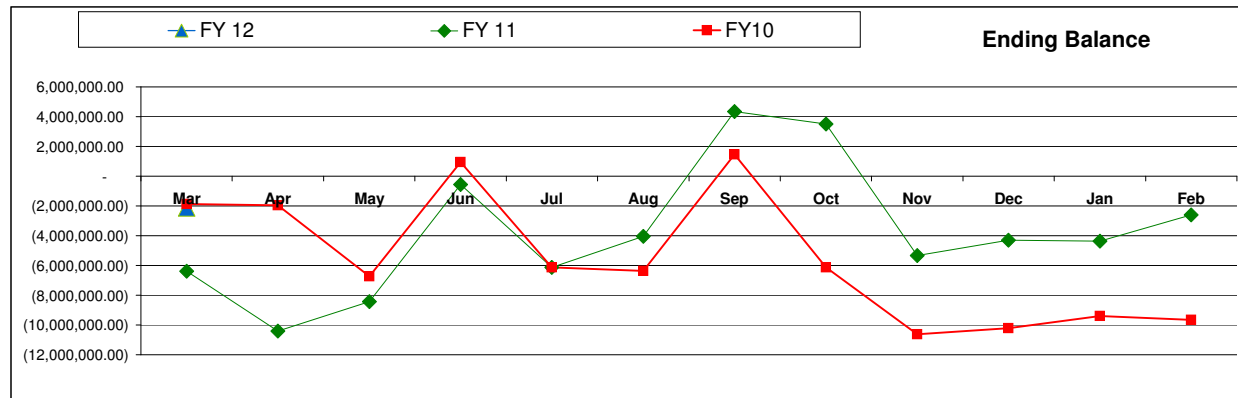
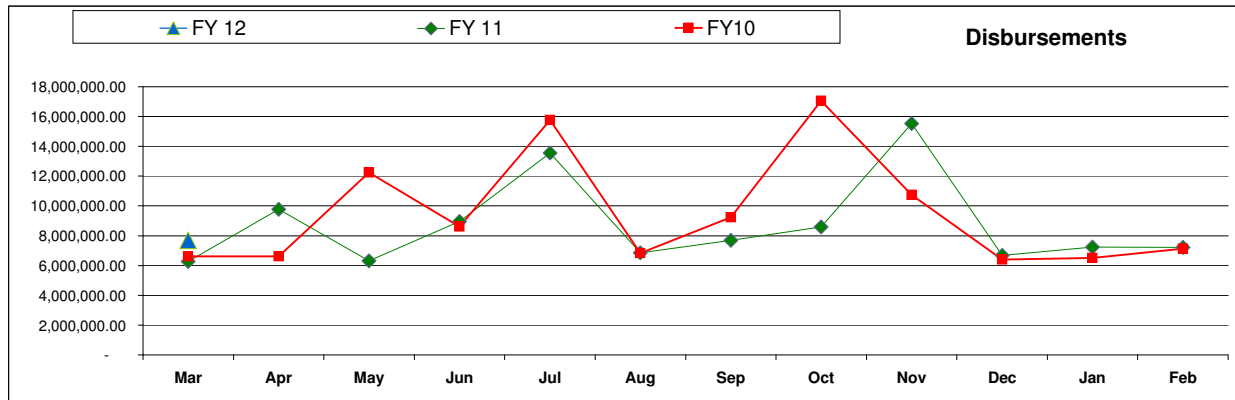
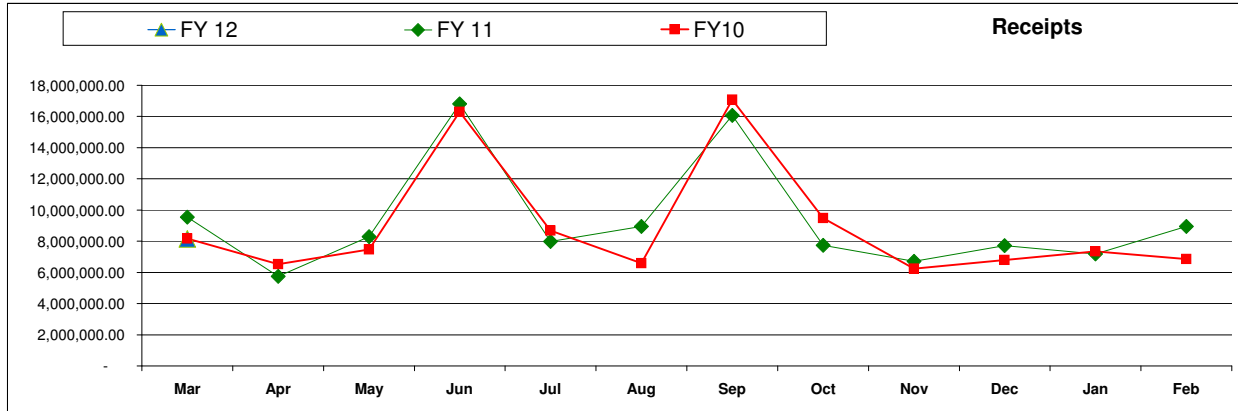


## CORPORATE FUND- Monthly Cash Report

Activity by Month	Beginning Balance	Receipts	Disbursements	Ending Balance
March-11	(2,607,802)	8,150,743	7,681,588	(2,138,647)
March-10	(9,664,952)	9,535,408	6,265,347	(6,394,891)
March-09	(3,423,848)	8,176,393	6,620,127	(1,867,582)

Activity by Fiscal Year	Beginning Balance	Receipts	Disbursements	Ending Balance
<b>FY12</b>	<b>(2,607,802)</b>	<b>8,150,743</b>	<b>7,681,588</b>	<b>(2,138,647)</b>
<b>FY11</b>	<b>(9,664,952)</b>	<b>111,707,393</b>	<b>104,650,243</b>	<b>(2,607,802)</b>
<b>FY10</b>	<b>(3,423,848)</b>	<b>107,545,857</b>	<b>113,786,961</b>	<b>(9,664,952)</b>



Emergency Contracts Monthly Total:  
See Attached